

Pump:

Type: Advance 4000 Speed: 3,450 rpm
 Connection Sizes: Suction: 2.0 in
 Discharge: 2.0 in

Fluid:

Water Temperature: 60 °F
 SG: 1 Vapor pressure: 0.2563 psi a
 Viscosity: 1.105 cP Atm pressure: 14.7 psi a

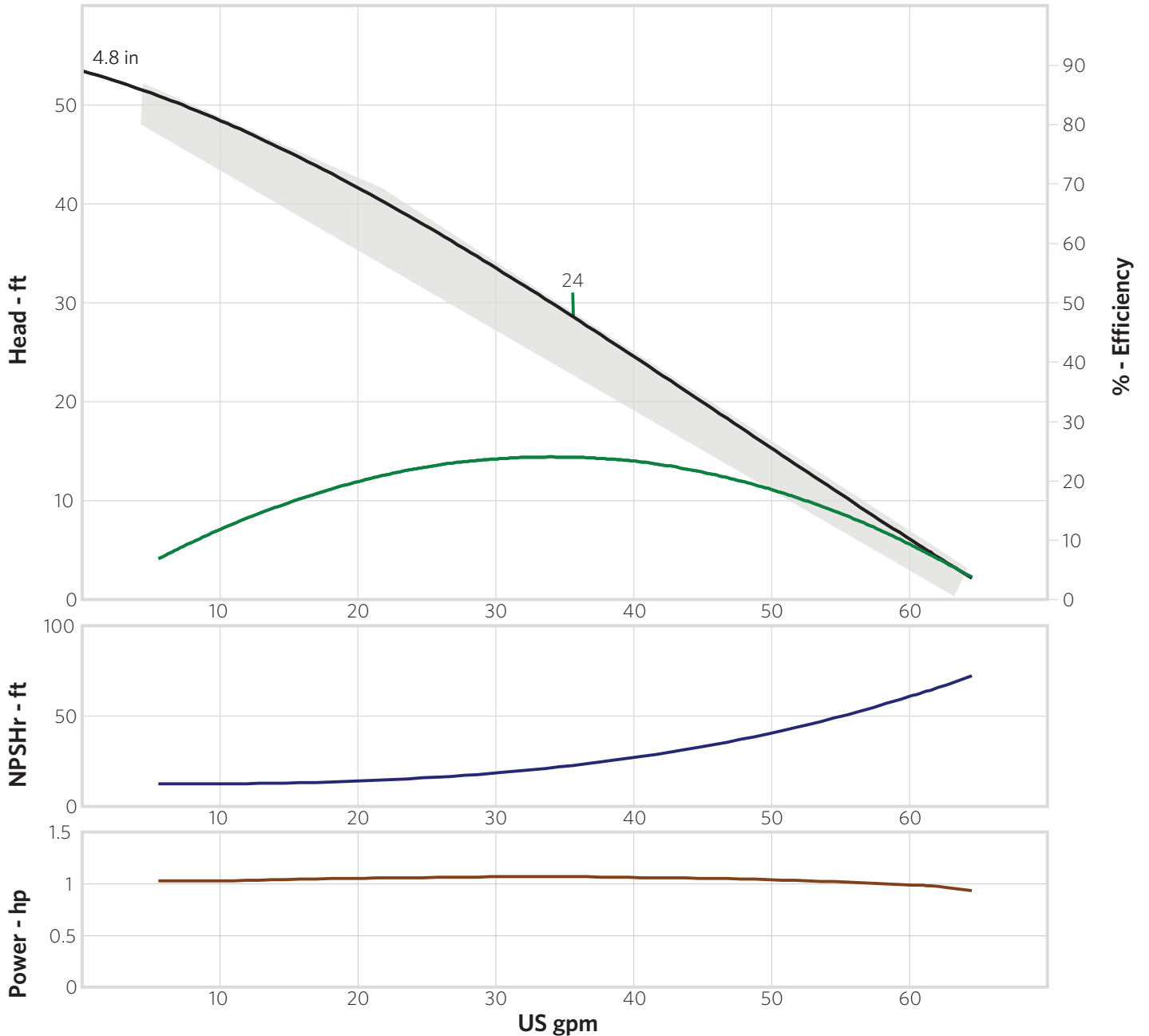
Pump Limits:

Temperature: 180 °F
 Pressure: 100 psi g

Motor:

Standard: NEMA Full Speed: 3,450 rpm
 Enclosure: TEFC

Sizing criteria: Max Power on Design Curve



Pump:

Type: Advance 4000 Speed: 3,450 rpm
 Connection Sizes: Suction: 2.0 in
 Discharge: 2.0 in

Fluid:

Water Temperature: 60 °F
 SG: 1 Vapor pressure: 0.2563 psi a
 Viscosity: 1.105 cP Atm pressure: 14.7 psi a

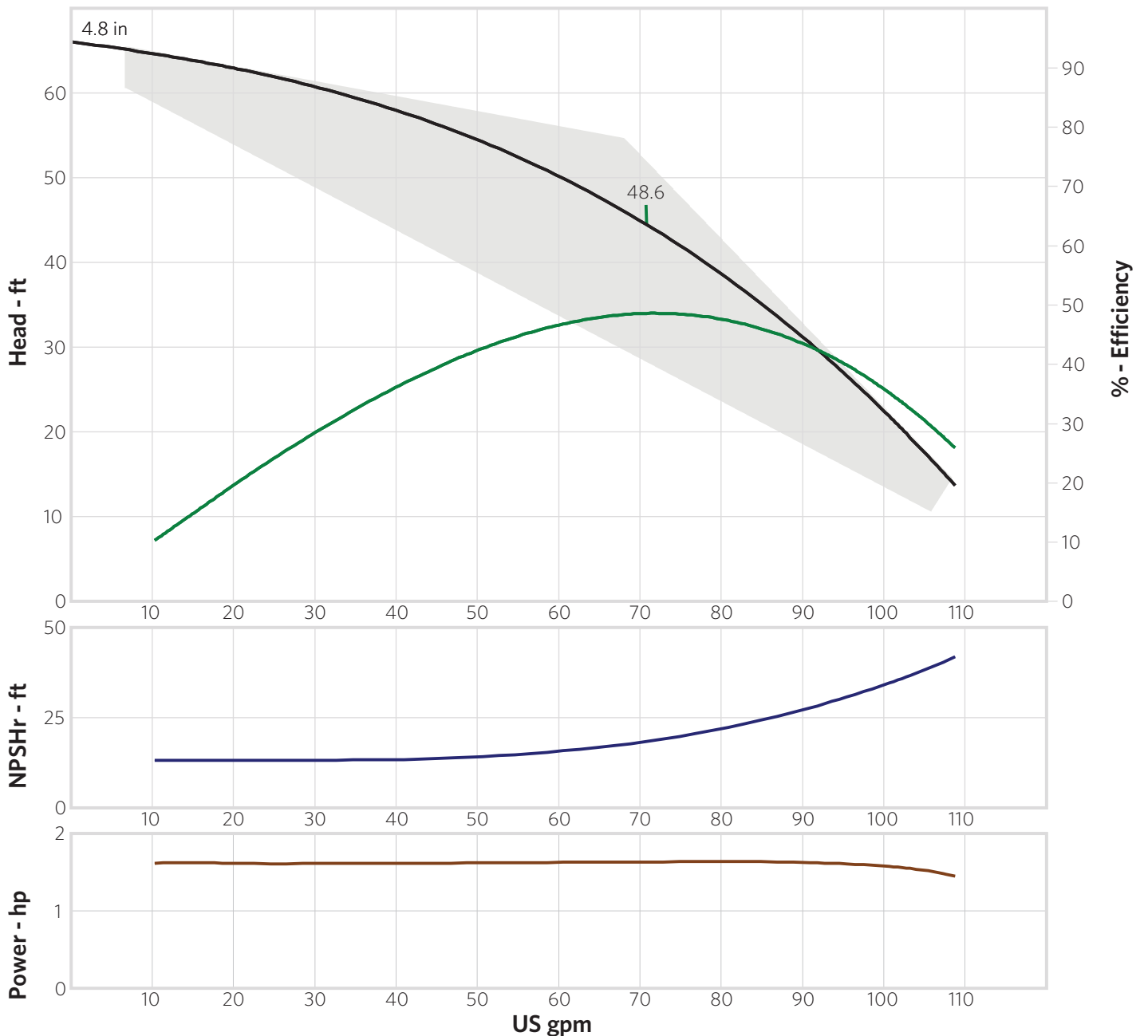
Pump Limits:

Temperature: 180 °F
 Pressure: 100 psi g

Motor:

Standard: NEMA Full Speed: 3,450 rpm
 Enclosure: TEFC

Sizing criteria: Max Power on Design Curve



Pump:

Type: Advance 4000
 Speed: 3,450 rpm
 Connection Sizes:
 Suction: 2.0 in
 Discharge: 2.0 in

Fluid:

Water
 SG: 1
 Viscosity: 1.105 cP
 Temperature: 60 °F
 Vapor pressure: 0.2563 psi a
 Atm pressure: 14.7 psi a

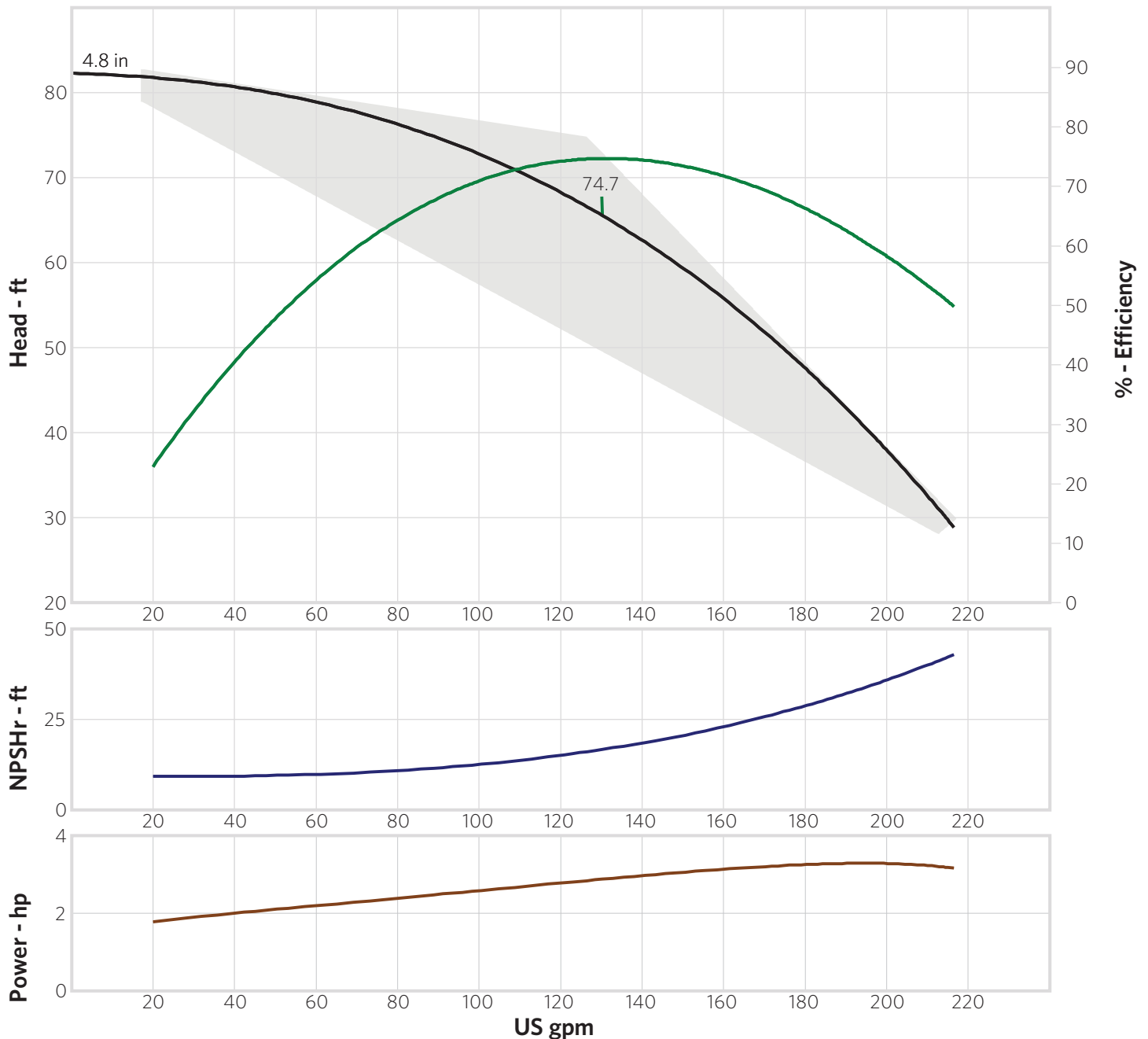
Pump Limits:

Temperature: 180 °F
 Pressure: 100 psi g

Motor:

Standard: NEMA
 Enclosure: TEFC
 Full Speed: 3,450 rpm

Sizing criteria: Max Power on Design Curve



Pump:

Type: Advance 4000 Speed: 1,750 rpm
 Connection Sizes: Suction: 2.0 in
 Discharge: 2.0 in

Fluid:

Water Temperature: 60 °F
 SG: 1 Vapor pressure: 0.2563 psi a
 Viscosity: 1.105 cP Atm pressure: 14.7 psi a

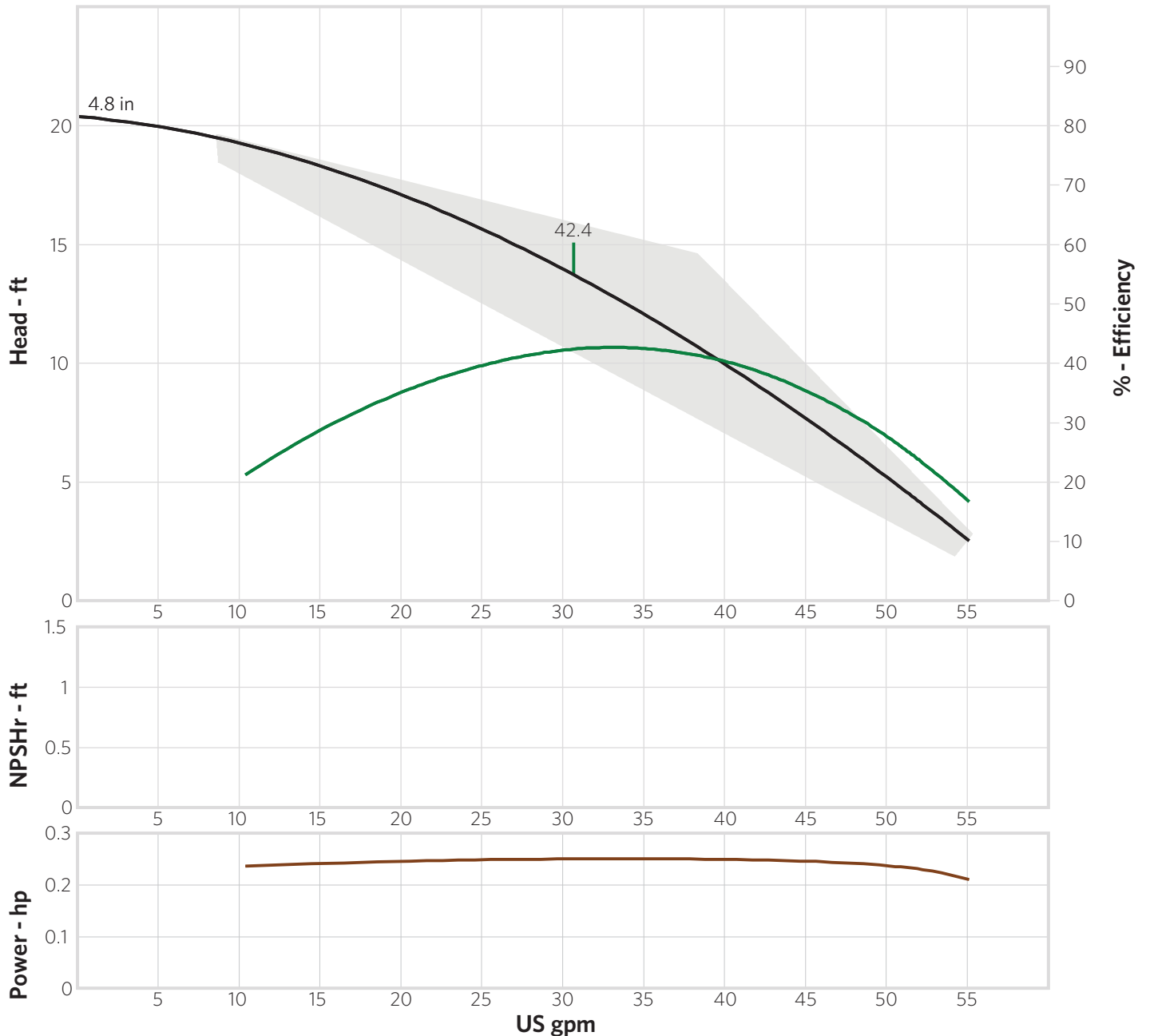
Pump Limits:

Temperature: 180 °F
 Pressure: 100 psi g

Motor:

Standard: NEMA Full Speed: 1,750 rpm
 Enclosure: TEFC

Sizing criteria: Max Power on Design Curve



Pump:

Type: Advance 4000 Speed: 1,750 rpm
 Connection Sizes: Suction: 2.0 in
 Discharge: 2.0 in

Fluid:

Water Temperature: 60 °F
 SG: 1 Vapor pressure: 0.2563 psi a
 Viscosity: 1.105 cP Atm pressure: 14.7 psi a

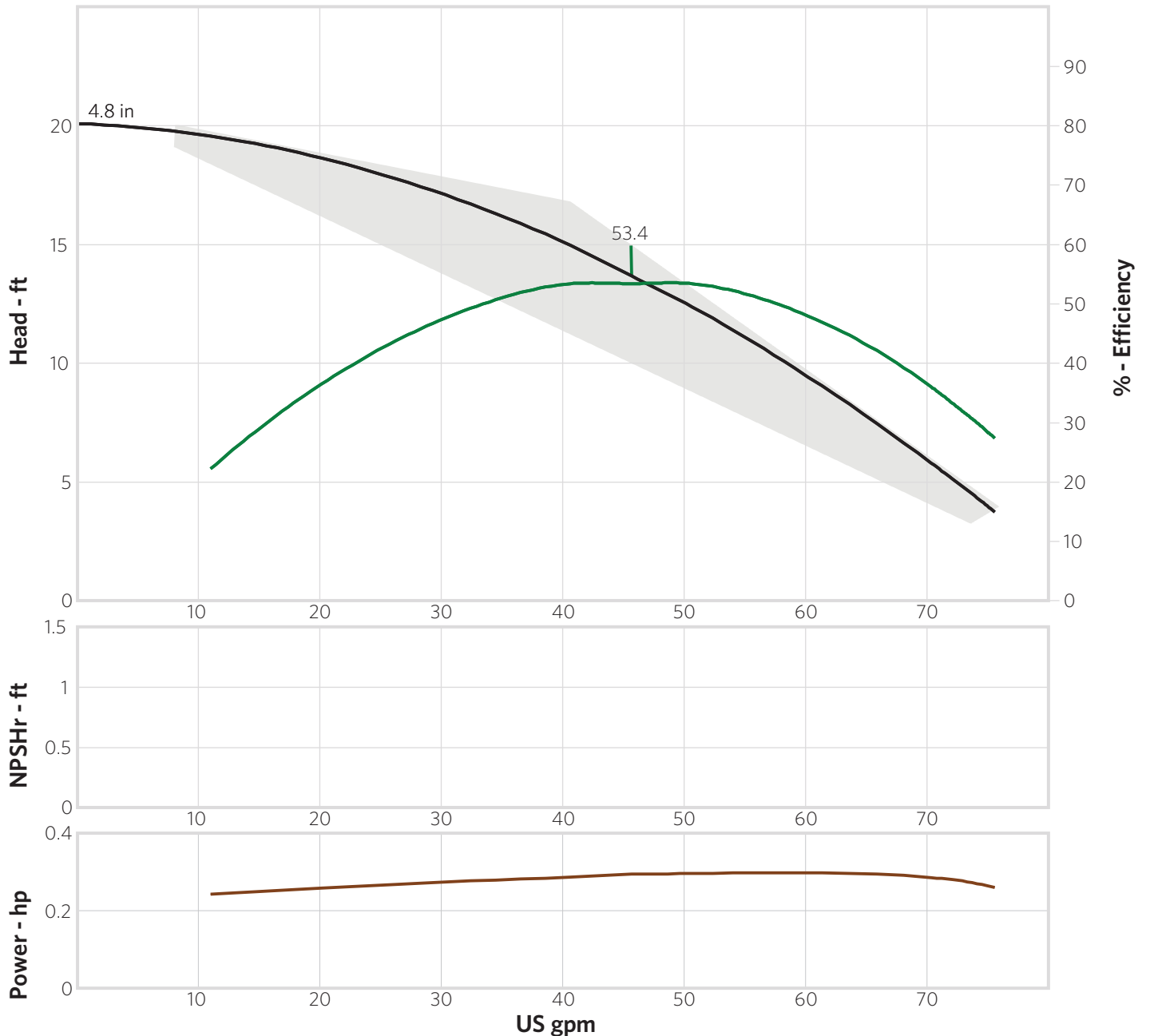
Pump Limits:

Temperature: 180 °F
 Pressure: 100 psi g

Motor:

Standard: NEMA Full Speed: 1,750 rpm
 Enclosure: TEFC

Sizing criteria: Max Power on Design Curve



Pump:

Type: Advance 4000 Speed: 1,750 rpm
 Connection Sizes: Suction: 2.0 in
 Discharge: 2.0 in

Fluid:

Water Temperature: 60 °F
 SG: 1 Vapor pressure: 0.2563 psi a
 Viscosity: 1.105 cP Atm pressure: 14.7 psi a

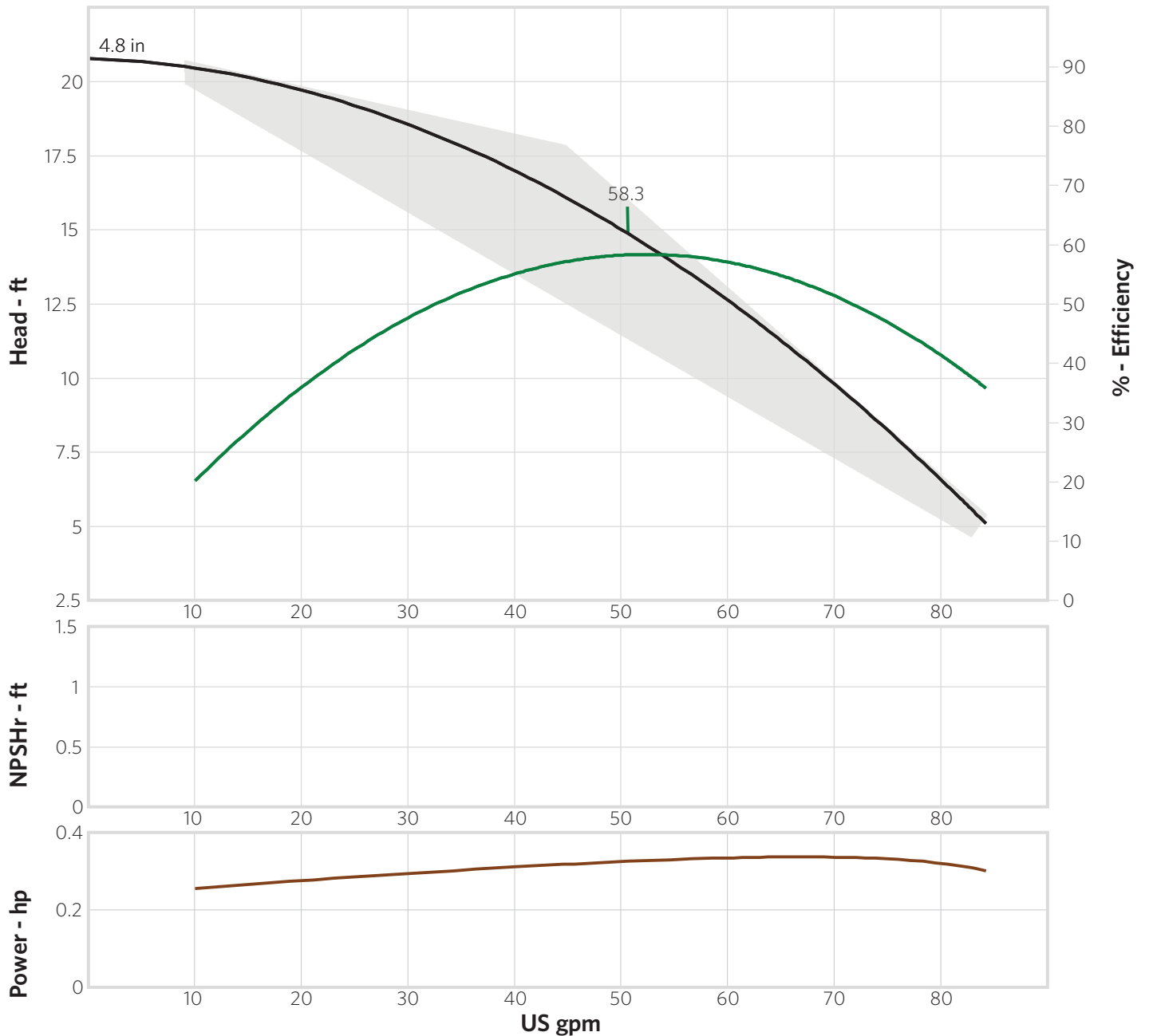
Pump Limits:

Temperature: 180 °F
 Pressure: 100 psi g

Motor:

Standard: NEMA Full Speed: 1,750 rpm
 Enclosure: TEFC

Sizing criteria: Max Power on Design Curve



Pump:

Type: Advance 4000 Speed: 1,750 rpm
 Connection Sizes: Suction: 2.0 in
 Discharge: 2.0 in

Fluid:

Water Temperature: 60 °F
 SG: 1 Vapor pressure: 0.2563 psi a
 Viscosity: 1.105 cP Atm pressure: 14.7 psi a

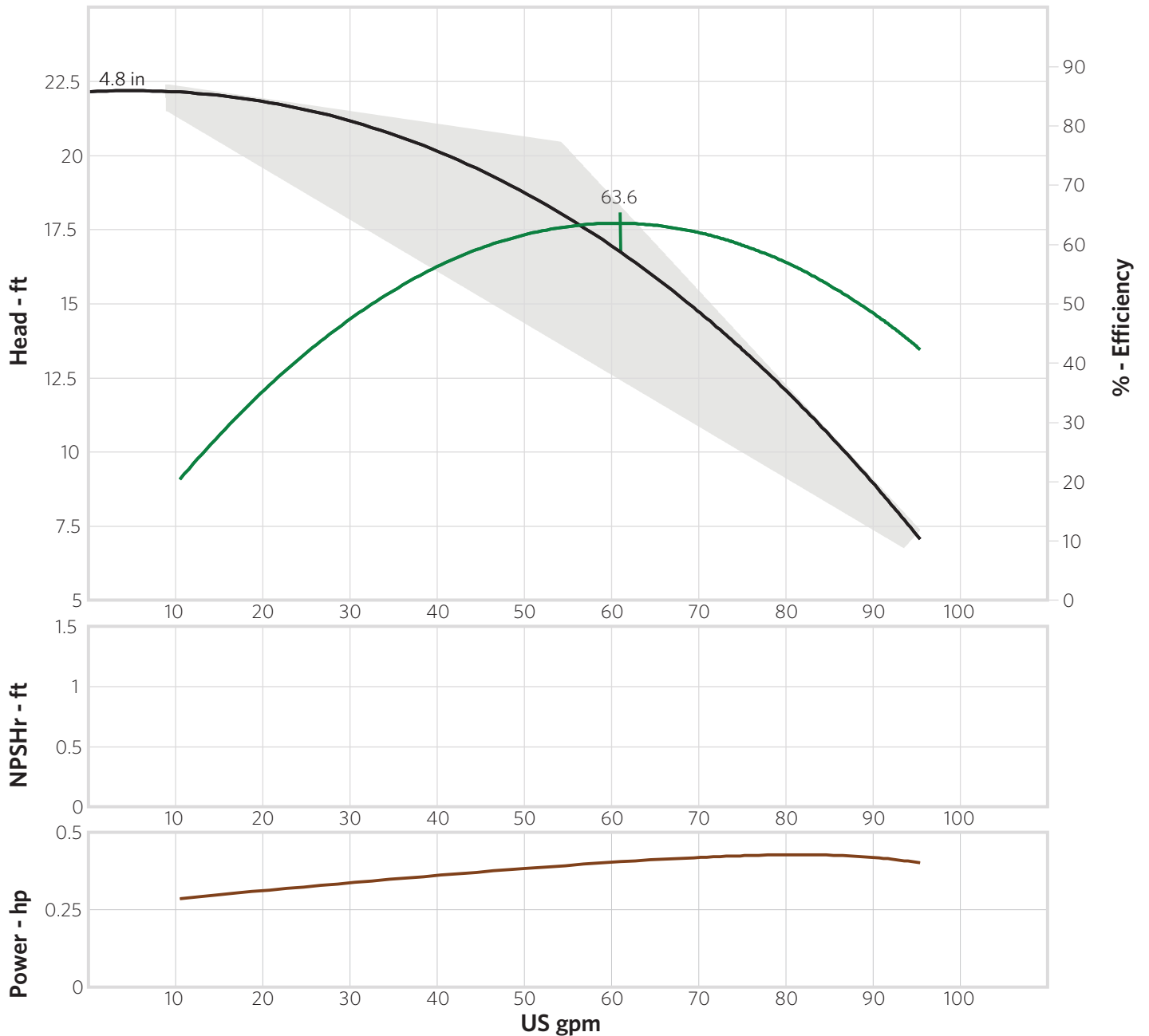
Pump Limits:

Temperature: 180 °F
 Pressure: 100 psi g

Motor:

Standard: NEMA Full Speed: 1,750 rpm
 Enclosure: TEFC

Sizing criteria: Max Power on Design Curve



Pump:

Type: Advance 4000 Speed: 1,750 rpm
 Connection Sizes: Suction: 2.0 in
 Discharge: 2.0 in

Fluid:

Water Temperature: 60 °F
 SG: 1 Vapor pressure: 0.2563 psi a
 Viscosity: 1.105 cP Atm pressure: 14.7 psi a

Pump Limits:

Temperature: 180 °F
 Pressure: 100 psi g

Motor:

Standard: NEMA Full Speed: 1,750 rpm
 Enclosure: TEFC

Sizing criteria: Max Power on Design Curve

